


RWPP200/200-31-FM-WE

Harbach Positioning rotators are a robust heavy duty design built to withstand the harsh and rugged environments expected in the world of welding and fabrication requirements. Our proven design uses 2 off 660mm diameter 275mm width.

The powered drive unit drives all wheels synchronized using the AC gear motors via the latest inverter control. A hand held low voltage control pendant on a 10-meter cable provides the operator with full control of the rotator including a potentiometer for varying the speed, forward/reverse and stop.

All **Harbach Positioning** rotators are grit blasted to SA 2.5 for all structural steel and polyurethane paint work ensuring that your investment provides you with many years of reliable, trouble-free use.

The idler roll has the same dimension to match the powered drive unit. See GA drawing attached.



Power rolls specifications

Model: RWPP200/200-31-FM-WE

Load Capacity: 200 Metric ton (1 power & 1 idler)

Rotation Capacity: 200 metric ton (1 power)

Rotation Speed: 186 to 1860mm/min

Vessel diameter: Min 1540mm to Max 7440mm (at 3100mm C-C) @ 45° included angle

Incoming supply: 380-415V/3Phase/50-60/hz (specify input voltage when ordering)

AC Inverter: 11KW

Motor rating: 2 x 5.5KW AC Motors

Control voltage: 24V low voltage control

Weight: 3,500Kg Drive Unit

1,130Kg Idler Unit

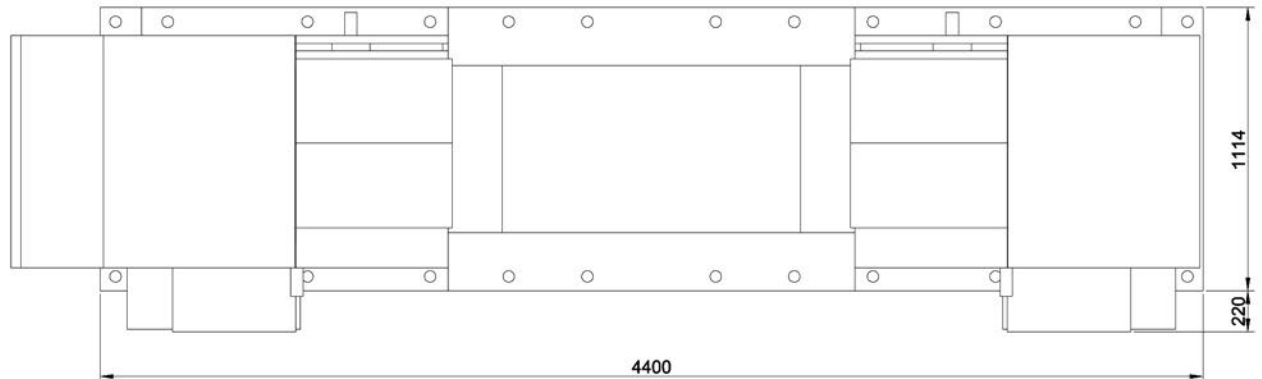
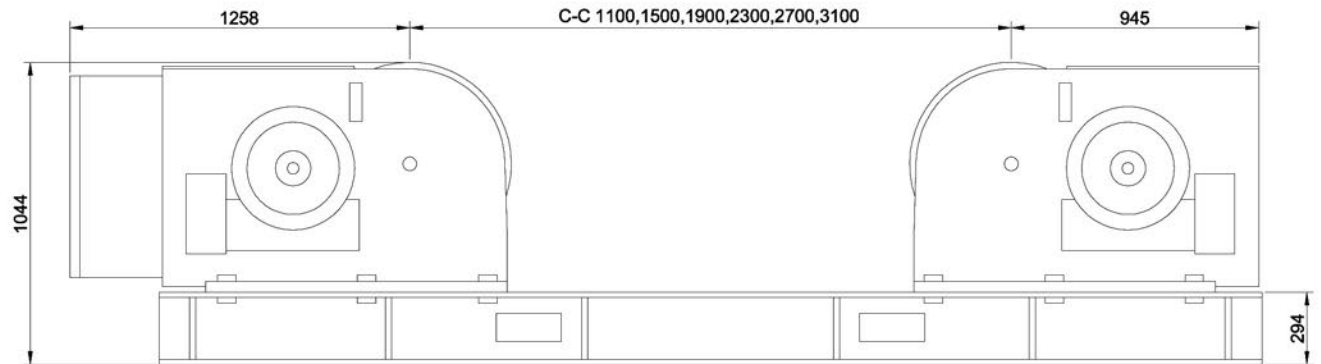
RWPP200/200-31-FM-WE (200 Tonnes) (Poly)

Specifications for Rotator

1	Model	RWPP200-200-31-FM-WE
2	Loading Capacity	100 MT
3	Turning Capacity	200 MT
4	Vessel Size Min.	Ø1540mm at 60° Included Angle, at C-C 1100mm
5	Vessel Size Max.	Ø7440mm at 45° Included Angle, at C-C 3100mm
6	Tyre Type & Size	H.D. PU, Ø660mm x 275mm, 2 tyres per drum
7	Roller Speed	186~1860mm/min at 5~50Hz
8	Roller Drive Motor	2x AC 5.5kW Motor c/w Force Cooling
9	Travel Car	No
10	Travel Car Speed	N.A.
11	Travel Car Drive	N.A.
12	Drive Control	AC 11KW Inverter
13	Electrical Panel	Yes
14	Incoming Supply	380/400/415V-3P-50Hz or 440/460/480V-3P-60Hz ¹
15	Control Voltage	24Vac
16	Control Means	Via Push Button Pendant c/w 10m Cable
17	Surface Preparation	Gritblast to SA2.5
18	Painting	Lead Free, 2 Zinc Phosphate, 1 Coat Polyurethane
19	Colour	RAL3003 RED & RAL9005 BLACK for Skid & drum only
20	Qty	1 Unit
21	Weight	~7500kg
22	Shipping Dim.	440 x 112 x 105 cm

Note:

1. Input terminals are wired for 400V by default.
2. This drawing is accurate at time of preparation and maybe subjected to final design changes.



All dimensions in mm unless otherwise specified.

REV	DATE	DESCRIPTION	EDIT BY	REMARKS
CUSTOMER:				SCALE: N.T.S.
DRAWING NAME: Rotator 200MT Power				
DRAWING NO.: RWPP200-200-31-FM-WE				REVISION: 0
THE ORIGINAL AND ALL COPIES OF THIS DOCUMENT TOGETHER WITH THE COPYRIGHT THEREOF ARE THE SOLE PROPERTY OF HARBACH MARKETING, INC. DESIGN AND SPECIFICATIONS ARE SUBJECT TO CHANGE WITHOUT PRIOR NOTICE.				SHEET: 1 OF 1



CUSTOMER APPROVAL

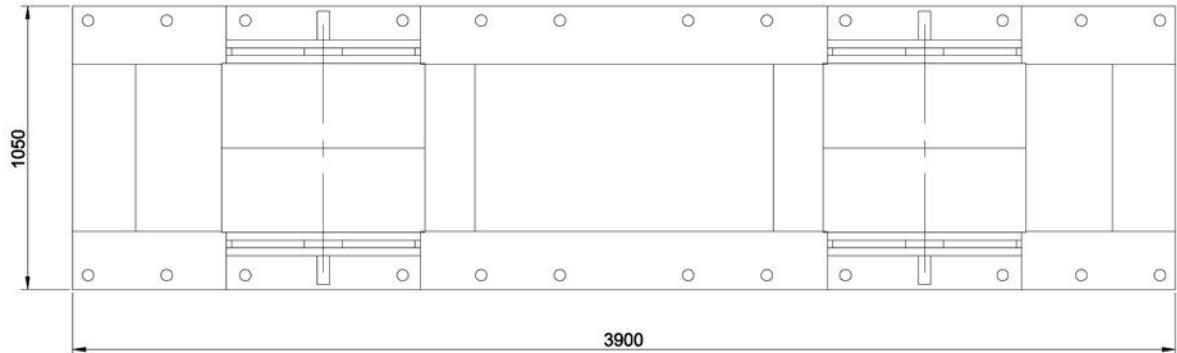
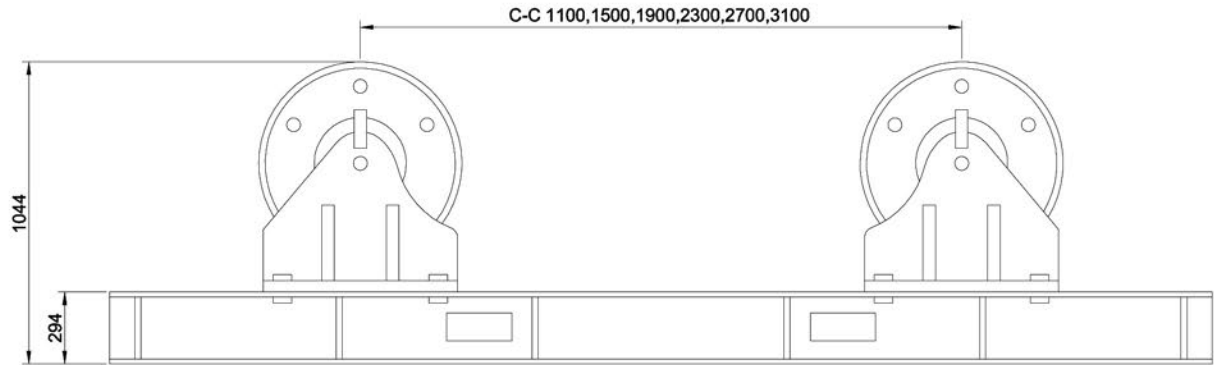
CHECKED BY:

DRAWN BY: IC

30-12-2010

Specifications for Rotator

1	Model	RWIP200-31-FM
2	Loading Capacity	100 MT
3	Turning Capacity	N.A.
4	Vessel Size Min.	Ø1540mm at 60° Included Angle, at C-C 1100mm
5	Vessel Size Max.	Ø7440mm at 45° Included Angle, at C-C 3100mm
6	Tyre Type & Size	H.D. PU, Ø660mm x 275mm, 2 tyres per drum
7	Roller Speed	N.A.
8	Roller Drive Motor	N.A.
9	Travel Car	No
10	Travel Car Speed	N.A.
11	Travel Car Drive	N.A.
12	Drive Control	N.A.
13	Electrical Panel	N.A.
14	Incoming Supply	N.A.
15	Control Voltage	N.A.
16	Control Means	N.A.
17	Surface Preparation	Gritblast to SA2.5
18	Painting	Lead Free, 2 Zinc Phosphate, 1 Coat Polyurethane
19	Colour	RAL3003 Red & RAL9005 Black for skid & drum only
20	Qty	1 Unit
21	Weight	~5100kg
22	Shipping Dim.	390 x 105 x 105 cm



Note:
1. This drawing is accurate at time of preparation and maybe subjected to final design changes.

All dimensions in mm unless otherwise specified.

REV	DATE	DESCRIPTION	EDIT BY	REMARKS
		CUSTOMER:		
		DRAWING NAME: Rotator 200MT Idler		SCALE: N.T.S.
		DRAWING NO.: RWIP200-31-FM		REVISION: 0
		THE ORIGINAL AND ALL COPIES OF THIS DOCUMENT TOGETHER WITH THE COPYRIGHT THEREOF ARE THE SOLE PROPERTY OF HARBACH MARKETING, INC. DESIGN AND SPECIFICATIONS ARE SUBJECT TO CHANGE WITHOUT PRIOR NOTICE.		SHEET: 1 OF 1



CUSTOMER APPROVAL

CHECKED BY:

DRAWN BY: IC

25-01-2011